FIELD INSTALLATION QUICK GUIDE

Installation Instructions

1SDA051266R1

Thermomagnetic molded-case circuit breaker



PRODUCT	1SDA051266R1
FAMILY	SACE Tmax T3S 250
FUNCTION	Thermomagnetic molded-case circuit breaker
STATUS	Verify exact installed equipment

Prepared by Amikon Limited from ABB documentation. This guide supplements the complete manufacturer manual and site procedure.

01 CONFIRM THE ORDERED CONFIGURATION

Number of poles	3
Frame rated uninterrupted current	250 A
Trip-unit rated current	125 A
Trip release	TMD thermomagnetic
Thermal threshold adjustment	0.7 to 1.0 x In (87.5 to 125 A)
Instantaneous magnetic threshold	1250 A, fixed

02 PREPARATION AND CONNECTION

- Confirm the fixed three-pole T3S body and front-terminal configuration.
- Use the T3 fixed-version support-sheet and compartment-door drilling templates.
- Use the documented bracket if fitting the breaker to a DIN EN 50022 rail.
- Allow the required clearance for terminal covers and connected conductors.

03

OFFICIAL INSTALLATION REFERENCE

Overall dimensions
Tmax T3

Fixed circuit-breaker

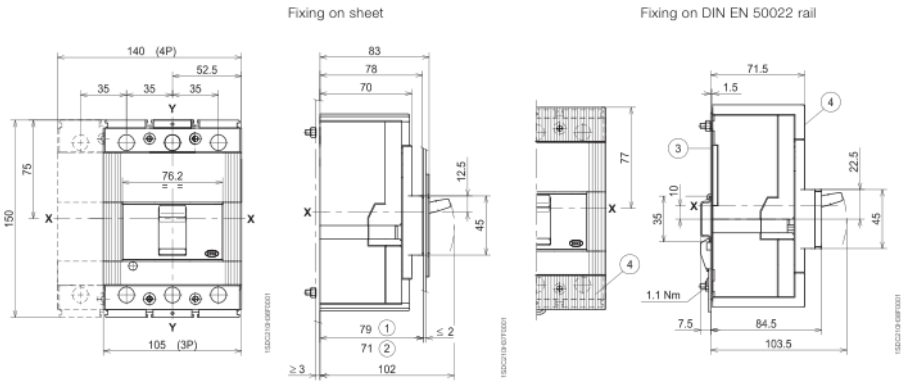

Caption

(1) Depth of the switchboard in the case of circuit-breaker with face not extending from the compartment door, with or without flange

(2) Depth of the switchboard in the case of circuit-breaker with face extending from the compartment door

(3) Bracket for fixing on rail

(4) Low terminal covers with degree of protection IP40

Flange for compartment door

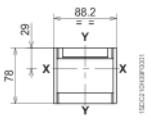

Drilling templates of the compartment door

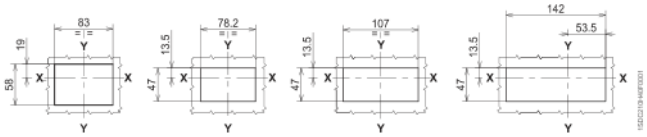

With flange and circuit-breaker face flush with door (3-4 POLES)

Without flange and circuit-breaker face flush with door (3-4 POLES)

Without flange and circuit-breaker face extending (3 POLES)

Without flange and circuit-breaker face extending (4 POLES)

Drilling templates for support sheet

For front terminals

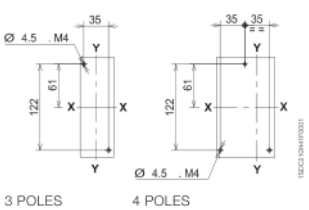

3 POLES 4 POLES

For rear terminals

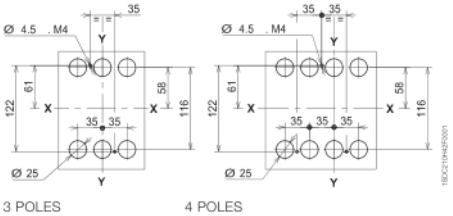

3 POLES 4 POLES

Official manufacturer page reproduced at its original aspect ratio.

04 COMMISSIONING CHECKS

01	Match the three-pole fixed-version front-terminal layout.
02	Check the support-sheet drilling template and mounting engagement.
03	Check door clearance and the fitted terminal-cover arrangement.
04	Verify the recorded thermal threshold within 87.5 to 125 A.
05	Confirm the fixed 1250 A magnetic threshold suits the circuit design.
06	Use the T3S fault rating at the actual service voltage.

05 CONTROLLED DOCUMENT

Official source	ABB SACE Tmax T Generation Technical Catalogue 1SDC210015D0207, January 2013; pp. 1/11, 2/2-2/4, 2/7, 6/8 and 7/9.
Product record	1SDA051266R1
Manufacturer	ABB
Warranty	12 months from AMIKON
Support	INFO@AMIKON.CN

AMIKON PRODUCT SUPPORT

+86-18020776786 INFO@AMIKON.CN **AMIKONG.COM**