FIELD INSTALLATION QUICK GUIDE

Installation Instructions

8617-FT-NI

Non-incendive digital input field terminal



PRODUCT	8617-FT-NI
FAMILY	PAC8000 field terminals
FUNCTION	Non-incendive digital input field terminal
STATUS	Verify exact installed equipment

Prepared by Amikon Limited from General Electric documentation. This guide supplements the complete manufacturer manual and site procedure.

01 CONFIRM THE ORDERED CONFIGURATION

Compatible input channel arrangement	16/30-channel digital input
Terminal rated voltage	250 V AC
Maximum current per I/O channel	3 A
Conductor cross-section	0.14 to 2.5 mm2
Field-wire termination	Screw clamp
Body material	Modified polyphenylene oxide

02 PREPARATION AND CONNECTION

- Fit the field terminal to the module carrier before seating the I/O module.
- Retain the mechanical key coding of the terminal and matching input module.
- Use the assigned diagram 6 or 6a for the actual module identity.
- For 8125-DI-DC or 8127-DI-SE, follow diagram 6a.

03

OFFICIAL INSTALLATION REFERENCE

Field terminals - Standard

Connection diagrams

Diagram 6

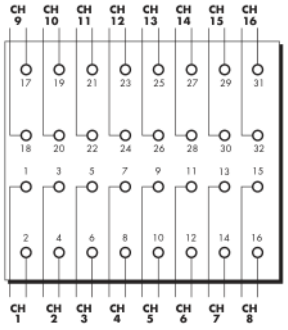

Diagram 6a

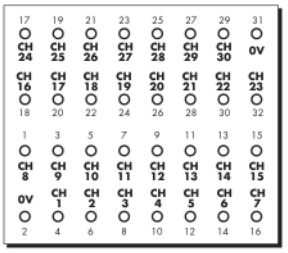

Diagram 7

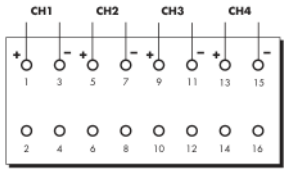

Diagram 8

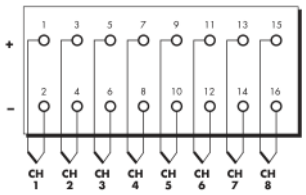

Diagram 9

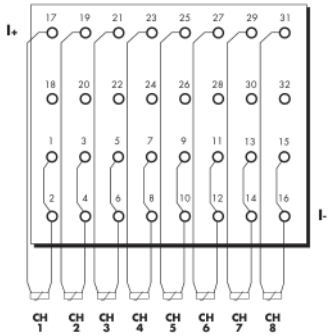

Diagram 10

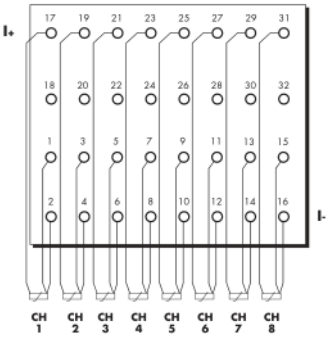

Diagram 11

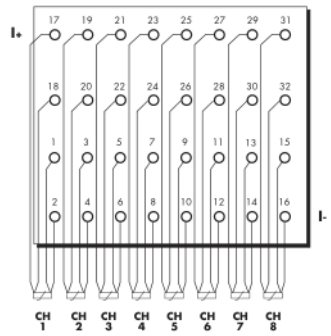

EUROPE (EMEA) Tel: +44 (0)1582 723633 Fax: +44 (0)1582 422283
AMERICAS Tel: +1 603 926 0090 Fax: +1 603 926 1899
ASIA PACIFIC Tel: +65 487 7887 Fax: +65 487 7997
E-mail: enquiry@mtl-inst.com Web site: www.mtl-inst.com

Jan 2007

04 COMMISSIONING CHECKS

01	Match the NI terminal and installed PAC8000 input-module identity.
02	Check the terminal is attached to its module carrier.
03	Check both multipin connectors and preserve the mechanical key coding.
04	Confirm field conductors are within 0.14 to 2.5 mm2.
05	Check each wire against the assigned diagram and channel tag.
06	Keep module signal limits separate from terminal voltage and current limits.

05 CONTROLLED DOCUMENT

Official source	MTL 8000 Series Field Terminals, January 2007, pp. 1 and 3-5; Emerson PAC8000 Remote I/O 00813-0100-0108, February 2022, p. 5.
Product record	8617-FT-NI
Manufacturer	General Electric
Warranty	12 months from AMIKON
Support	INFO@AMIKON.CN

AMIKON PRODUCT SUPPORT

+86-18020776786 INFO@AMIKON.CN **AMIKONG.COM**