

Field Termination Options

removal or replacement of I/O modules without disturbing field wiring.

External termination panels allow you to marshal field signals in a separate enclosure up to 99 feet (30 meters) from a Tricon.

Standard termination panels are best for remote marshaling of field wiring where maximum flexibility, high density and simple maintenance is desired.

A standard termination panel consists of a PCB with all necessary components—such as two-piece terminal blocks, resistors, fuses and blown-fuse indicators—mounted on a DIN rail-compatible plastic housing. The housing snaps into mounting rails in accordance with DIN 50 022.

Compression terminals on the standard panel are designed for use with 24- to 12-gauge (0.3 mm² to 2.1 mm²) wiring. Some panels have an optional current-limiting series resistor, others have a fuse with a blown-fuse indicator, to protect the field wiring and field device.

Standard termination panels are pre-configured for specific applications. For instance, the thermocouple input

termination panel provides cold-junction temperature sensors and can be ordered with upscale, downscale or programmable burnout detection. A standard termination panel for analog voltage inputs provides commoned signal returns, while the current-mode version has a precision resistor at each input point to convert current to voltage.

Each standard termination panel is packaged with a matched interface cable that connects the panel to the backplane of a Tricon chassis. A female connector at one end of the cable is keyed to match the male connector on the Tricon backplane. A male connector on the other end of the cable attaches to the standard termination panel.

In addition to standard termination panels, there are other types of termination panels, including:

- Basic termination panels
- Hazardous location (nonincendive) termination panels
- Termination panels with interposing relays
- Bypass panels for digital inputs

- Termination panels with RTD/TC/AI input signal conditioning
- Termination panels for 3603B digital output modules
- Termination panels for 3806E analog output modules

Basic Termination Panels

Basic termination panels are a low-cost means of connecting field wiring to a Tricon. However, basic termination panels do not provide any components other than a 56-pin connector and terminal blocks. These two components are mounted on a DIN rail-compatible plastic housing that snaps into mounting rails in accordance with DIN 50 022. The user must provide any other components required by his application.


Other features of the basic termination panels are the same as for the standard panels.

Hazardous Location (Nonincendive) Termination Panels

Hazardous location (nonincendive) termination panels are suitable for use in Zone 2, and Class 1, Division 2 field circuits. These panels contain extra circuitry designed to limit power available to the field terminals and have been examined and certified by TÜV Rheinland as being nonincendive. This guarantees that if the field wires are accidentally opened, shorted, or grounded, and the Tricon is operating normally, the wiring and attached devices will not release sufficient energy to cause ignition in the specified flammable atmosphere.

Termination Panels with Interposing Relays

Interposing relays are recommended for applications that have load currents greater than 2 amps, or field voltages greater than 115 VAC which require



Standard Termination Panels in 16-Point and 32-Point Styles

field-circuit conversion or compatibility with motor-starter circuits.

Each interposing relay provides an auxiliary contact that can be connected to a digital input module by means of an optional loopback cable to verify relay activation by the digital output module. Interposing relay panels use compact general-purpose power relays for maximum reliability and can be used with most digital output modules.

Bypass Panels for Digital Inputs

Bypass termination panels can be used to connect digital inputs using a bank of 32 pre-wired switches. The bypass panel has a master keyswitch and terminals for redundant +24 VDC power sources. Each input point contains an ON status indicator and a position for a user-defined label. Each bypass termination panel comes with one or two 10-foot cables for connecting the termination panel to a Tricon backplane.

Termination Panels for Use with Signal Conditioners

Termination panels which use industry-standard analog signal conditioners provide a flexible, user-configurable interface to resistive thermal devices (RTDs), thermocouples, and 4-20 mA transmitters. Each termination panel supports 16 points and each analog module can support up to 2 panels.

These termination panels are compatible with any signal conditioners in the 1 to 5 volt output range. For example, the 7B series of signal conditioners from Analog Devices are known to work well.

These signal conditioners can be purchased from Triconex, or directly from Analog Devices at:

- <http://www.analog.com/IOS>
- 1-800-426-2564 in the USA
- 781-461-3100 from anywhere in the world

Fanned-Out Cables

Fanned-out cables are a low-cost alternative to using external termination panels. Fanned-out cables allow you to marshal field signals in a separate enclosure up to 99 feet (30 meters) from a Tricon. One end of a fanned-out cable has a female connector that connects to a Tricon chassis backplane. The other end of the cable contains 50 fanned-out leads, each individually labeled with its corresponding connector pin number.

Each fanned-out cable has the following characteristics:

- PVC outer covering
- 56-pin connector at one end
- 50 stranded, stripped, tinned and labeled 22-gauge leads at opposite end

Fanned-out cables should only be used with digital input and digital output modules. They are not certified for use with analog signals. Contact the Triconex Customer Support Center if you need a fanned-out cable for handling analog signals.

Although the normal length of all cables is 10 feet (3 meters), any length cable can be ordered up to 99 feet (30 meters) in 1-foot increments, using the last two digits of the cable model number to specify the length in feet. For example, the model number 9101-050 specifies a 50-foot cable instead of the normal 10-foot cable.

Termination Configuration Options

Terminations are available in various factory configurations:

- *Non-commoed* Terminations can accommodate individual power supplies for each point.
- *Commoed* Terminations can support one power supply which is

shared by multiple points. Points can be commoned in groups of 8 and groups of 16.

- Analog signals can be read as *3-wire transmitter inputs, voltage inputs or current inputs*.
- Thermocouple terminations provide cold-junction temperature sensors and are available for either *upscale or downscale burnout detection*. For the model 3706A, upscale or downscale burnout detection depends on which termination panel is installed. For model 3708E, upscale or downscale burnout detection is configured with TriStation.

The “Termination Options” table (on the next two pages) shows the available termination choices for each I/O module and gives the correct model number for each choice.

Over-Current Protection

Non-basic termination panels offer over-current protection in various ways:

- Fuses for individual points and/or field power sources
- Series resistors
- Self-protection for digital output and analog output modules

If basic termination panels are being used, the user must supply his own components for over-current protection.

Field Termination Options

Match your I/O module number in the first column with termination options on the right. An I/O module can be wired to a maximum of two termination panels, which may be of two different types—for example, commoned and non-commoned.

| Module Part # | Module Description | Commoned Term Panels | Non-Common. Term Panels | Basic Term Panels | Nonincendive Term Panels | Fanned-out Cables | Bypass Panels | ERT Loop-Back Cables/Panels |
|----------------|--|--------------------------------|-------------------------|--------------------------------|--------------------------|-------------------|-------------------|-----------------------------|
| 3501E 3501T | DI, 115 VAC/VDC, 32 pts. | 9561-810 | 9561-110 | 9551-110 | n/a | 9101-010 | n/a | 9141-010 |
| 3502E | DI, 48 VAC/VDC, 32 pts. | 9562-810 | n/a | 9552-610 | n/a | 9101-010 | n/a | 9142-010 |
| 3503E | DI, 24 VAC/VDC, 32 pts. | 9563-810 | n/a | 9553-610 | 9572-610 | 9101-010 | BP9228-010 | 9143-010 |
| 3504E | DI, 24/48 VDC, non-isolated, 64 pts. | 9566-810, 24V 9565-810, 48V | n/a n/a | 9750-310, 24V 9750-410, 48V | 9570-610, 24V n/a | n/a n/a | BP9229-010 n/a | n/a n/a |
| 3505E | DI, 24 VDC, low threshold, 32 pts. | 9563-810 | n/a | 9553-610 | 9572-610 | 9101-010 | BP9228-010 | 9143-010 |
| 3510 | PI, 20-20,000 Hz, 8 pts. | n/a | n/a | 9753-110 | n/a | n/a | n/a | n/a |
| 3511 | PI, 20-20,000 Hz, 8 pts. | n/a | n/a | 9753-110 | 9793-110 | n/a | n/a | n/a |
| 3515 | Pulse totalizer, 24 VDC, 32 pts. | n/a | n/a | 9753-110 | 9572-610 | n/a | n/a | n/a |
| 3564 | DI, 24 VDC, single, 64 pts. | 9566-710 | n/a | 9553-610 | 9571-610 | 9101-010 | n/a | n/a |
| 3601E | DO, 115 VAC, 16 pts. | 9661-610 9663-610 | 9661-110 9664-110 | 9651-110 | n/a | 9101-010 | n/a | 9670-110 9670-610 |
| 3601T | DO, 115 VAC, 16 pts. | 9663-610 | 9664-110 | n/a | n/a | n/a | n/a | n/a |
| 3603B | DO, 120 VDC, 16 pts. | n/a | 9251-210 | n/a | n/a | n/a | n/a | n/a |
| 3603E | DO, 120 VDC, 16 pts. | 9661-910 9664-810 | n/a | 9651-110 | n/a | 9101-010 | n/a | 9673-810 |
| 3603T | DO, 120 VDC, 16 pts. | 9664-810 | n/a | n/a | n/a | n/a | n/a | 9673-810 |
| 3604E | DO, 24 VDC, 16 pts. | 9662-810 | 9662-110 | 9653-610 | 9671-610 | 9101-010 | n/a | 9671-810 |
| 3607E | DO, 48 VDC, 16 pts. | 9667-810 | 9667-110 | 9652-610 | n/a | 9101-010 | n/a | 9672-810 |
| 3611E | DO, 115 VAC, 8 pts. | 9661-510 | n/a | n/a | n/a | n/a | n/a | n/a |
| 3613E | DO, 120 VDC, 8 pts. | 9661-810 | n/a | n/a | n/a | n/a | n/a | n/a |
| 3614E | DO, 24 VDC, 8 pts. | 9662-910 | n/a | n/a | n/a | n/a | n/a | n/a |
| 3615E | DO, 24 VDC, low power, 8 pts. | 9662-710 | n/a | n/a | n/a | n/a | n/a | n/a |
| 3617E | DO, 48 VDC, 8 pts. | 9667-910 | n/a | n/a | n/a | n/a | n/a | n/a |
| 3623 | DO, 120 VDC, 16 pts. | 9661-910 | n/a | 9651-110 | n/a | 9101-010 | n/a | n/a |
| 3623T | DO, 120 VDC, 16 pts. | 9664-810 | n/a | n/a | n/a | n/a | n/a | n/a |
| 3624 | DO, 24 VDC, 16 pts. | 9662-610 | n/a | 9653-610 | 9671-610 | 9101-010 | n/a | n/a |
| 3625 | DO, 24 VDC, 32 pts. | 9662-610 | n/a | 9653-610 | 9671-610 | 9101-010 | n/a | n/a |
| 3636R 3636T | Relay output (non-triplicated), 32 pts. | n/a | 9668-110 | 9651-110 | n/a | 9101-010 | n/a | n/a |
| 3664 | Dual DO, 24 VDC, self-protected, 32 pts. | 9662-610 | n/a | 9653-610 | 9671-610 | 9101-010 | n/a | 9671-810 |
| 3674 | Dual DO, 24 VDC, self-protected, 32 pts. | 9662-610 | n/a | 9653-610 | 9671-610 | 9101-010 | n/a | 9671-810 |
| 3805E | AO, 4-20 mA, 8 pts. | n/a | n/a | 9853-610 | 9861-610 | n/a | n/a | n/a |
| 3806E | AO, 6 4-20 mA outputs, 2 20-320 mA outputs | n/a | n/a | 9863-710 (special panel) | n/a | n/a | n/a | n/a |

| Module Part # | Module Description | Upscale | Downscale | Basic Term Panels | Nonincendive Term Panels | Fanned-out Cables | Bypass Panels | ERT Loop-Back Cables/Panels |
|--------------------|---|-----------------|-----------|--|--|---|-----------------------|-----------------------------|
| 3706A | Thermocouple input, type J, K, T, differential, 32 pts. | 9766-210 | 9766-510 | n/a | 9784-610, upscale 9785-610, downscale | n/a | n/a | n/a |
| 3708E | Thermocouple input, type E, J, K, T, isolated, 16 pts. | 9765-610 | 9765-610 | n/a | 9786-110 | n/a | n/a | n/a |
| Module Part # | Module Description | 3-Wire 4-20 mA | Voltage | 2-Wire 4-20 mA | Nonincendive Term Panels | Basic | RTD/TC/AI | |
| 3700 3700A | AI, 0-5 VDC, differential, 32 pts. | n/a | 9763-810 | 9761-210, 0-5 V 9771-210, 0-5 V | 9791-610, current input 9787-110, voltage input | 9753-110, 0-5 V | 9764-310 ¹ | |
| 3701 | AI, 0-10 VDC, differential, 32 pts. | n/a | 9763-810 | 9761-410 | n/a | 9753-110, 0-10 V | n/a | |
| 3703E ² | AI, 0-5/0-10 VDC, isolated, 16 pts. | n/a | 9763-810 | 9762-210, 0-5 V 9762-410, 0-10 V 9771-210, 0-5 V | 9791-610, current input 9787-110, voltage input | 9753-110, 0-5/0-10 V | n/a | |
| 3704E ² | AI, 0-5/0-10 VDC, non-isolated, 64 pts. | 9765-210, 0-5V | n/a | 9760-210, 0-5 V 9760-410, 0-10 V | 9789-610, 4-20 mA | 9750-210, 4-20 mA 9750-810, 0-5/0-10 V | n/a | |
| 3720 | AI, 0-5 VDC, single-ended, 64 pts. | 9765-210, 0-5 V | n/a | 9760-210, 0-5 V 9760-410, 0-10 V | 9789-610, 4-20 mA | 9750-210, 4-20 mA 9750-810, 0-5/0-10 V | n/a | |
| 3721 ² | AI, 0 to 5 VDC or -5 to +5 VDC; differential; 32 pts. | n/a | 9763-810 | 9761-210, 0-5 V 9761-410, 0-10 V 9771-210, 0-5 V | 9791-610, current input 9787-110, voltage input | 9753-110, 0-5 V | n/a | |

1. Signal conditioners must be ordered separately. A total of 16 is required for each termination panel.
2. Must be configured with TriStation.

Dimensions of External Termination Panels

| Panel Model | Width (across DIN rail) | Length (along DIN rail) | Height (out from DIN rail) |
|-------------|-------------------------|-------------------------|----------------------------|
| 9251-210 | 7 in (17.78 cm) | 19 in (48.26 cm) | 4.75 in (12.065 cm) |
| 9551-110 | 3 in (7.62 cm) | 5 in (12.7 cm) | 4.25 in (10.795 cm) |
| 9552-610 | 3 in (7.62 cm) | 5 in (12.7 cm) | 4.25 in (10.795 cm) |
| 9553-610 | 3 in (7.62 cm) | 5 in (12.7 cm) | 4.25 in (10.795 cm) |
| 9561-110 | 4.5 in (11.43 cm) | 7.75 in (19.685 cm) | 4.25 in (10.795 cm) |
| 9561-810 | 4.5 in (11.43 cm) | 5 in (12.7 cm) | 4.25 in (10.795 cm) |
| 9562-810 | 4.5 in (11.43 cm) | 5 in (12.7 cm) | 4.25 in (10.795 cm) |
| 9563-810 | 4.5 in (11.43 cm) | 5 in (12.7 cm) | 4.25 in (10.795 cm) |
| 9563-910 | 4.5 in (11.43 cm) | 5 in (12.7 cm) | 4.25 in (10.795 cm) |
| 9565-710 | 4.5 in (11.43 cm) | 10 in (25.4 cm) | 4.25 in (10.795 cm) |

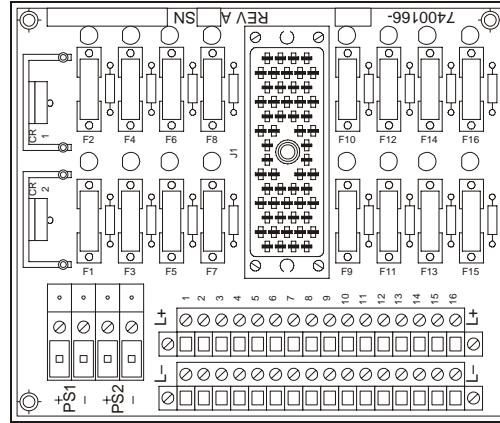
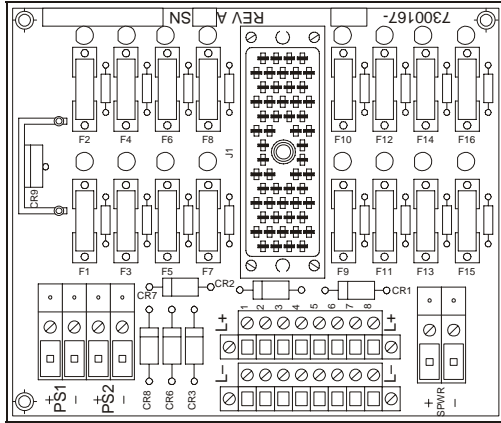
Field Termination Options

| Panel Model | Width (across DIN rail) | Length (along DIN rail) | Height (out from DIN rail) |
|-------------|----------------------------|----------------------------|-------------------------------|
| 9565-810 | 4.5 in (11.43 cm) | 10 in (25.4 cm) | 4.25 in (10.795 cm) |
| 9566-710 | 4.5 in (11.43 cm) | 10 in (25.4 cm) | 4.25 in (10.795 cm) |
| 9566-810 | 4.5 in (11.43 cm) | 10 in (25.4 cm) | 4.25 in (10.795 cm) |
| 9567-810 | 4.5 in (11.43 cm) | 10 in (25.4 cm) | 4.25 in (10.795 cm) |
| 9570-610 | 4.42 in (11.23 cm) | 9.88in (25.08 cm) | 4.25 in (10.795 cm) |
| 9571-610 | 4.42 in (11.23 cm) | 9.88 in (25.08 cm) | 4.25 in (10.795 cm) |
| 9572-610 | 4.42 in (11.23 cm) | 5.02 in (12.75 cm) | 4.25 in (10.795 cm) |
| 9651-110 | 3 in (7.62 cm) | 5 in (12.7 cm) | 4.25 in (10.795 cm) |
| 9652-610 | 3 in (7.62 cm) | 5 in (12.7 cm) | 4.25 in (10.795 cm) |
| 9653-610 | 3 in (7.62 cm) | 5 in (12.7 cm) | 4.25 in (10.795 cm) |
| 9661-110 | 4.5 in (11.43 cm) | 7.75 in (19.685 cm) | 4.25 in (10.795 cm) |
| 9661-510 | 4.5 in (11.43 cm) | 5 in (12.7 cm) | 4.25 in (10.795 cm) |
| 9661-610 | 4.5 in (11.43 cm) | 5 in (12.7 cm) | 4.25 in (10.795 cm) |
| 9661-710 | 4.5 in (11.43 cm) | 5 in (12.7 cm) | 4.25 in (10.795 cm) |
| 9661-810 | 4.5 in (11.43 cm) | 5 in (12.7 cm) | 4.25 in (10.795 cm) |
| 9661-910 | 4.5 in (11.43 cm) | 5 in (12.7 cm) | 4.25 in (10.795 cm) |
| 9662-110 | 4.5 in (11.43 cm) | 7.75 in (19.685 cm) | 4.25 in (10.795 cm) |
| 9662-610 | 4.5 in (11.43 cm) | 5 in (12.7 cm) | 4.25 in (10.795 cm) |
| 9662-710 | 4.5 in (11.43 cm) | 5 in (12.7 cm) | 4.25 in (10.795 cm) |
| 9662-810 | 4.5 in (11.43 cm) | 5 in (12.7 cm) | 4.25 in (10.795 cm) |
| 9662-910 | 4.5 in (11.43 cm) | 5 in (12.7 cm) | 4.25 in (10.795 cm) |
| 9663-610 | 4.5 in (11.43 cm) | 5 in (12.7 cm) | 4.25 in (10.795 cm) |
| 9664-110 | 4.5 in (11.43 cm) | 7.75 in (19.685 cm) | 4.25 in (10.795 cm) |
| 9664-810 | 4.5 in (11.43 cm) | 5 in (12.7 cm) | 4.25 in (10.795 cm) |
| 9667-110 | 4.5 in (11.43 cm) | 7.75 in (19.685 cm) | 4.25 in (10.795 cm) |
| 9667-610 | 4.5 in (11.43 cm) | 5 in (12.7 cm) | 4.25 in (10.795 cm) |
| 9667-710 | 4.5 in (11.43 cm) | 5 in (12.7 cm) | 4.25 in (10.795 cm) |
| 9667-810 | 4.5 in (11.43 cm) | 5 in (12.7 cm) | 4.25 in (10.795 cm) |
| 9667-910 | 4.5 in (11.43 cm) | 5 in (12.7 cm) | 4.25 in (10.795 cm) |
| 9668-110 | 4.5 in (11.43 cm) | 7.75 in (19.685 cm) | 4.25 in (10.795 cm) |
| 9670-110 | 7 in (17.78 cm) | 19 in (48.26 cm) | 4.75 in (12.065 cm) |
| 9670-610 | 7 in (17.78 cm) | 19 in (48.26 cm) | 4.75 in (12.065 cm) |
| 9671-610 | 4.42 in (11.23 cm) | 5.02 in (12.75 cm) | 4.25 in (10.795 cm) |
| 9671-810 | 7 in (17.78 cm) | 19 in (48.26 cm) | 4.75 in (12.065 cm) |
| 9672-810 | 7 in (17.78 cm) | 19 in (48.26 cm) | 4.75 in (12.065 cm) |
| 9673-810 | 7 in (17.78 cm) | 19 in (48.26 cm) | 4.75 in (12.065 cm) |
| 9750-210 | 3 in (7.62 cm) | 5 in (12.7 cm) | 4.25 in (10.795 cm) |
| 9750-310 | 3 in (7.62 cm) | 5 in (12.7 cm) | 4.25 in (10.795 cm) |
| 9750-410 | 3 in (7.62 cm) | 5 in (12.7 cm) | 4.25 in (10.795 cm) |

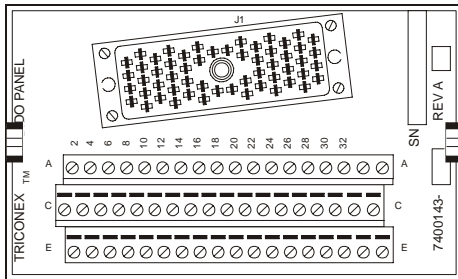
| Panel Model | Width (across DIN rail) | Length (along DIN rail) | Height (out from DIN rail) |
|--------------------|------------------------------------|------------------------------------|---------------------------------------|
| 9750-810 | 3 in (7.62 cm) | 5 in (12.7 cm) | 4.25 in (10.795 cm) |
| 9753-110 | 3 in (7.62 cm) | 5 in (12.7 cm) | 4.25 in (10.795 cm) |
| 9760-210 | 4.5 in (11.43 cm) | 10 in (25.4 cm) | 4.25 in (10.795 cm) |
| 9760-410 | 4.5 in (11.43 cm) | 10 in (25.4 cm) | 4.25 in (10.795 cm) |
| 9761-210 | 4.5 in (11.43 cm) | 5 in (12.7 cm) | 4.25 in (10.795 cm) |
| 9761-410 | 4.5 in (11.43 cm) | 5 in (12.7 cm) | 4.25 in (10.795 cm) |
| 9762-210 | 4.5 in (11.43 cm) | 5 in (12.7 cm) | 4.25 in (10.795 cm) |
| 9762-410 | 4.5 in (11.43 cm) | 5 in (12.7 cm) | 4.25 in (10.795 cm) |
| 9763-810 | 4.5 in (11.43 cm) | 5 in (12.7 cm) | 4.25 in (10.795 cm) |
| 9764-310 | 3.5 in (8.89 cm) | 19 in (48.26 cm) | 3 in (7.62 cm) |
| 9765-210 | 4.5 in (11.43 cm) | 10 in (25.4 cm) | 4.25 in (10.795 cm) |
| 9765-610 | 4.5 in (11.43 cm) | 5 in (12.7 cm) | 4.25 in (10.795 cm) |
| 9766-210 | 4.5 in (11.43 cm) | 5 in (12.7 cm) | 4.25 in (10.795 cm) |
| 9766-510 | 4.5 in (11.43 cm) | 5 in (12.7 cm) | 4.25 in (10.795 cm) |
| 9771-210 | 4.5 in (11.43 cm) | 5.729 in (14.552 cm) | 4.25 in (10.795 cm) |
| 9784-610 | 4.42 in (11.23 cm) | 5.02 in (12.75 cm) | 4.25 in (10.795 cm) |
| 9785-610 | 4.42 in (11.23 cm) | 5.02 in (12.75 cm) | 4.25 in (10.795 cm) |
| 9786-110 | 4.42 in (11.23 cm) | 5.02 in (12.75 cm) | 4.25 in (10.795 cm) |
| 9787-110 | 4.42 in (11.23 cm) | 5.02 in (12.75 cm) | 4.25 in (10.795 cm) |
| 9789-610 | 4.42 in (11.23 cm) | 9.88 in (25.08 cm) | 4.25 in (10.795 cm) |
| 9791-610 | 4.42 in (11.23 cm) | 5.02 in (12.75 cm) | 4.25 in (10.795 cm) |
| 9793-110 | 4.42 in (11.23 cm) | 5.02 in (12.75 cm) | 4.25 in (10.795 cm) |
| 9853-610 | 3 in (7.62 cm) | 5 in (12.7 cm) | 4.25 in (10.795 cm) |
| 9861-610 | 4.42 in (11.23 cm) | 5.02 in (12.75 cm) | 4.25 in (10.795 cm) |
| 9863-710 | 3 in (7.62 cm) | 6.66 in (16.9164 cm) | 4.25 in (10.795 cm) |
| BP9228-010 | 3.5 in (8.89 cm) | 19 in (48.26 cm) | 8 in (20.32 cm) |
| BP9229-010 | 3.5 in (8.89 cm) | 19 in (48.26 cm) | 8 in (20.32 cm) |

Field Termination Options

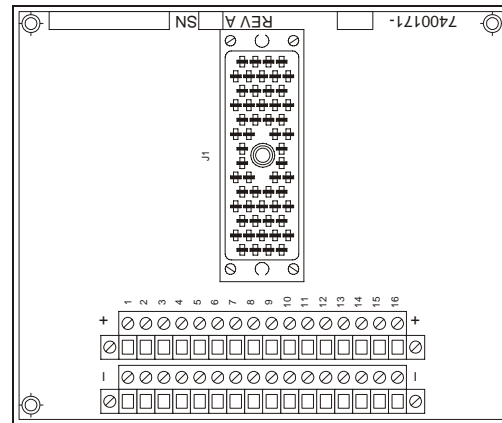
Sample Drawings of External Termination Panels



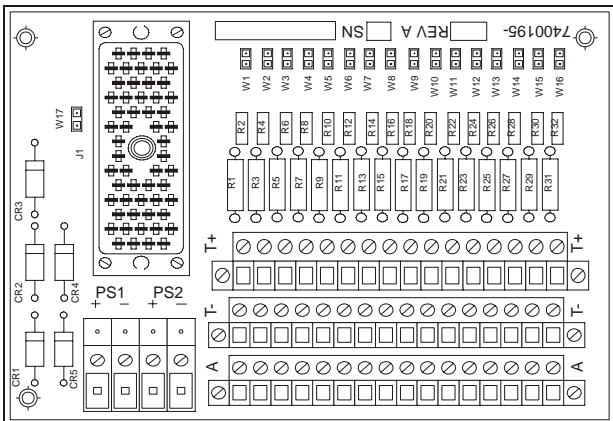
8-Point and 16-Point Digital Output Termination Panels with Fuses



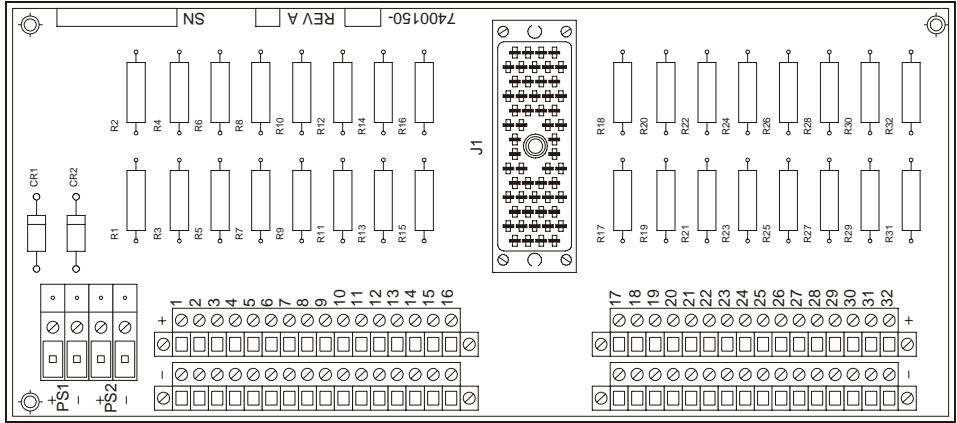
Basic Termination Panel for Various Types of I/O Modules



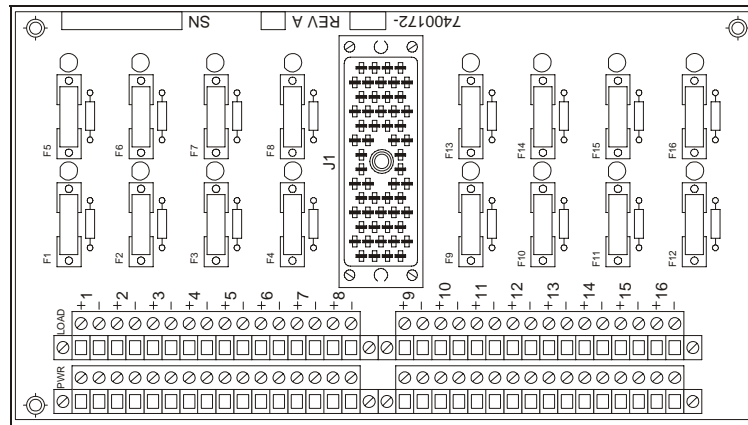
16-Point Thermocouple Input and Analog Input Termination Panels



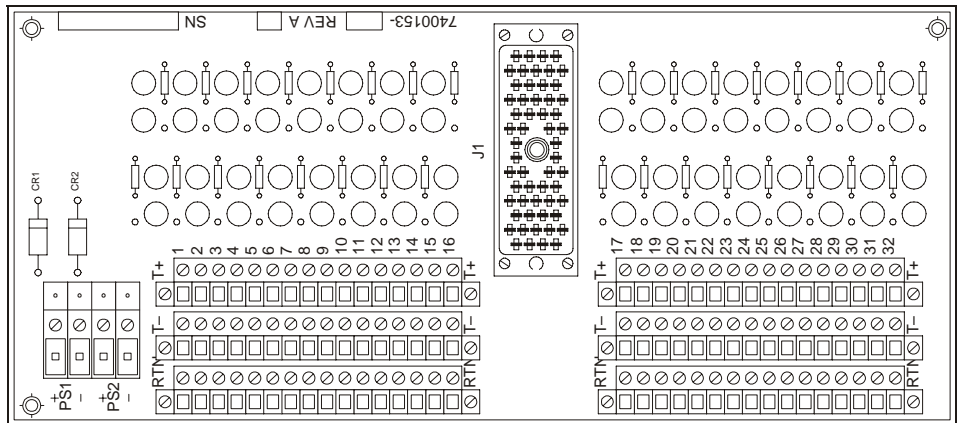
16-Point Analog Input and Digital Input Termination Panels



32-Point Analog Input and Digital Input Termination Panels

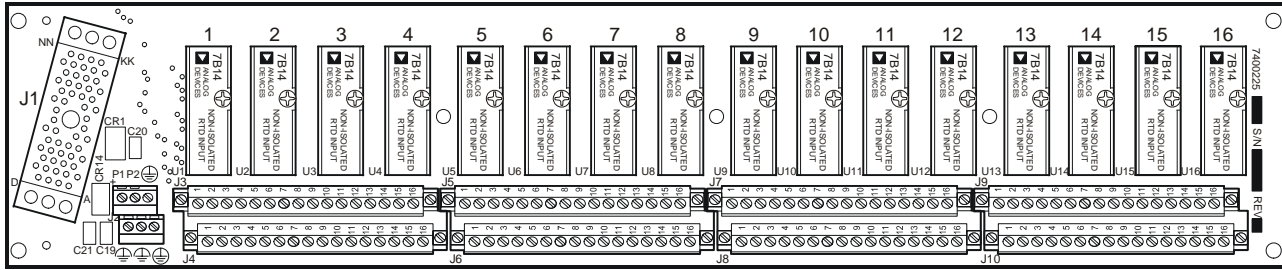


Standard Non-Commoned Termination Panels for Digital Input, Digital Output and Relay Modules

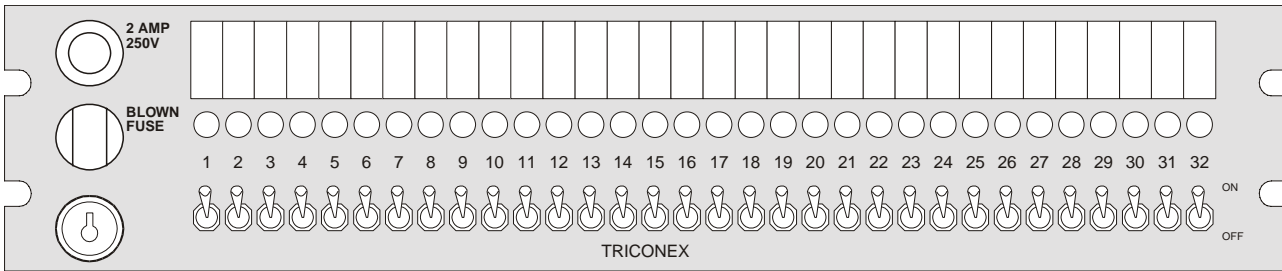


3-Wire Transmitter Analog Input Termination Panel

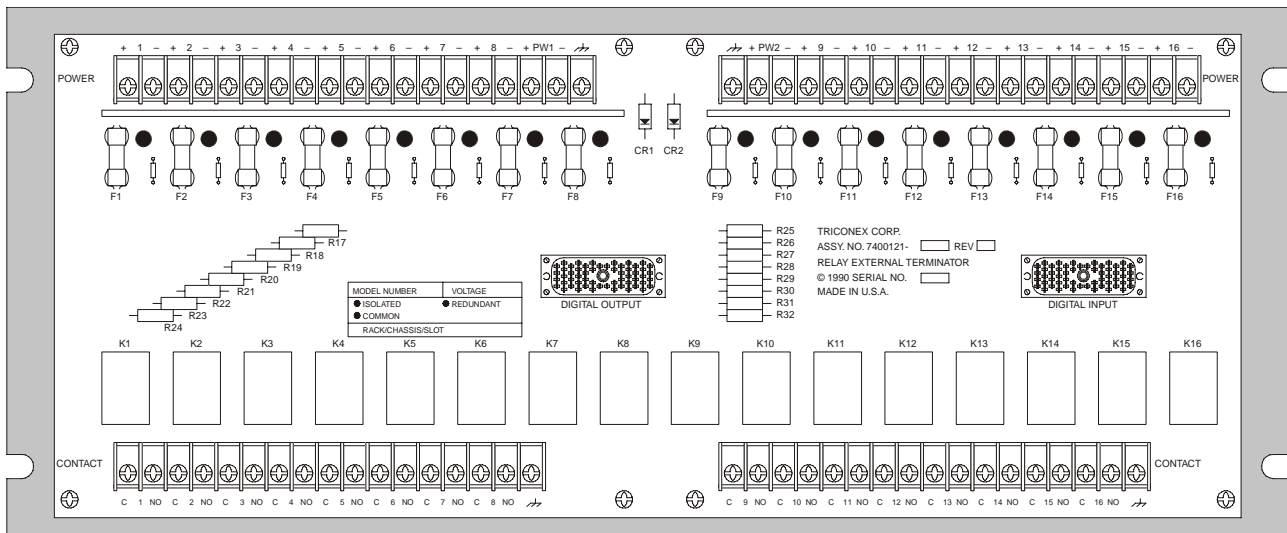
Field Termination Options



RTD/TC/AI External Termination Panel



External Bypass Termination Panel



External Relay Termination with 16 Interposing Relay Contacts