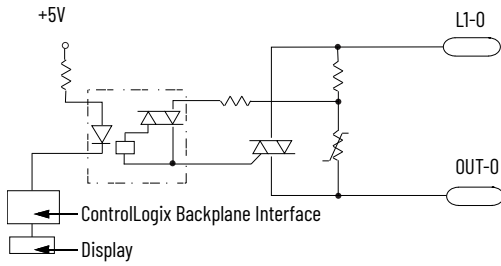


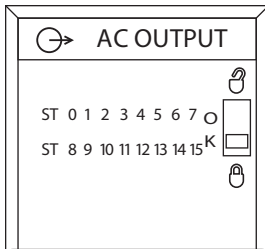
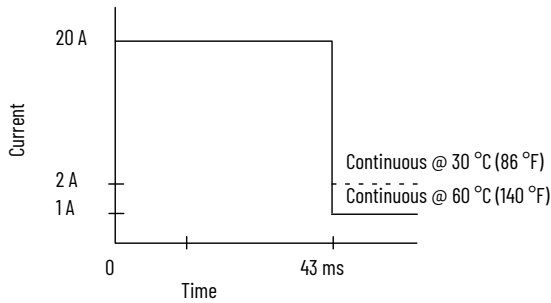
# 1756-0A16I, 1756-0A16IK

ControlLogix 120/240V AC isolated output module

Simplified Schematic



Surge Current Chart



1756-0A16I

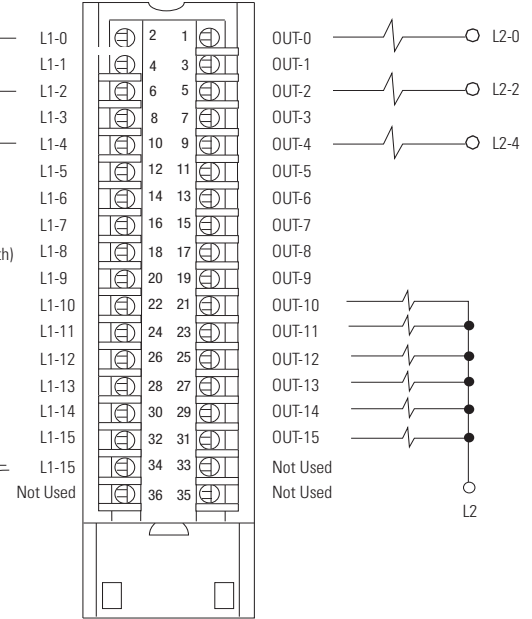
**Isolated Wiring**

- L1-0
- L1-2
- L1-4

**Nonisolated Wiring**

Jumper Bar (Cut to Length)

- L1



Additional jumper bars are available as catalog number 1756-JMPR.

## Technical Specifications

Attribute	1756-0A16I, 1756-0A16IK
Outputs	16 individually isolated
Pilot duty	Yes
Voltage category	120/240V AC 50/60 Hz
Operating voltage range <sup>(1)</sup>	74...265V AC 47...63 Hz
Output delay time Off to On	9.3 ms @ 60 Hz 11 ms @ 50 Hz
On to Off	9.3 ms @ 60 Hz 11 ms @ 50 Hz
Current draw @ 5.1V	300 mA
Current draw @ 24V	2.5 mA
Total backplane power	1.59 W
Power dissipation, max	5.5 W @ 60 °C (140 °F)
Thermal dissipation	18.76 BTU/hr
Off-state leakage current, max	3 mA per point
On-state voltage drop, max	1.5V peak @ 2 A 6V peak @ load current < 50 mA
Current per point, max	2 A @ 30 °C (86 °F) linear derating 1 A @ 60 °C (140 °F) linear derating
Current per module, max	5 A @ 30 °C (86 °F) linear derating 4 A @ 60 °C (140 °F) linear derating
Surge current per point	20 A for 43 ms per point, repeatable every 2 s @ 60 °C (140 °F)
Load current, min	10 mA per point
Commutating voltage	4V/μs for loads > 50 mA 0.2V/μs for loads < 50 mA <sup>(2)</sup>
Scheduled outputs	Synchronization within 16.7 s max, reference to the Coordinated System Time
States in Fault mode per point	Hold last state, On or Off (Off is default)
States in Program mode per point	Hold last state, On or Off (Off is default)
Isolation voltage	250V (continuous), basic insulation type, outputs-to-backplane, and output-to-output
Inhibit voltage, max	Zero crossing 60V peak
Module keying	Electronic, software configurable
Fusing	Not protected. A fused IFM is recommended to help protect outputs
Removable terminal block	1756-TBCH 1756-TBS6H
RTB keying	User-defined mechanical
Slot width	1
Wire category	1 <sup>(3)</sup>
Enclosure type	None (open style)
North American temperature code	T4A

(1) UL certification for 120/240V 50/60 Hz nominal. Rockwell Automation specified to 74...265V, 47...63 Hz.

(2) The commutating dv/dt of the output voltage (OUTPUT to L2) should not exceed 0.2V/μs for loads under 50 mA. The commutating dv/dt rating of the module for loads 50...500 mA (OUTPUT to L2) is 4V/μs maximum. If the commutating dv/dt rating of the TRIAC is exceeded, the TRIAC could latch on. If the commutating dv/dt rating is exceeded in the 10...50 mA range, a resistor can be added AC across the output and L2. The purpose of this resistor is to increase the total output current to 50 mA ( $i=V/R$ ). At 50 mA and above, the module has a higher commutating dv/dt rating. When adding a resistor for the output to L2, be sure it is rated for the power that it dissipates ( $P=(V^2)/R$ ). If the commutating dv/dt rating is exceeded in the 50...500 mA range, the L1 AC waveform could be at fault. Be sure that the waveform is a good sinusoid, void of any anomalies such as distorted, or flattened sections.

(3) Use this conductor category information for planning conductor routing as described in the system-level installation manual. See the Industrial Automation Wiring and Grounding Guidelines, publication [1770-4.1](#).

## Environmental Specifications

Attribute	1756-0A16I, 1756-0A16IK
Temperature, operating IEC 60068-2-1 (Test Ae, Operating Cold), IEC 60068-2-2 (Test Be, Operating Dry Heat), IEC 60068-2-14 (Test Nb, Operating Thermal Shock)	0...60 °C (32...140 °F)
Temperature, nonoperating IEC 60068-2-1 (Test Ab, Unpackaged Nonoperating Cold), IEC 60068-2-2 (Test Bb, Unpackaged Nonoperating Dry Heat), IEC 60068-2-14 (Test Na, Unpackaged Nonoperating Thermal Shock)	-40...+85 °C (-40...+185 °F)
Relative humidity IEC 60068-2-30 (Test dB, Unpackaged Damp Heat)	5...95% noncondensing
Vibration IEC 60068-2-6 (Test Fc, Operating)	2 g @ 10...500 Hz
Shock, operating IEC 60068-2-27 (Test Ea, Unpackaged Shock)	30 g
Shock, nonoperating IEC 60068-2-27 (Test Ea, Unpackaged Shock)	50 g
Emissions	IEC 61000-6-4
ESD immunity IEC 61000-4-2	6 kV contact discharges 8 kV air discharges
Radiated RF immunity IEC 61000-4-3	10V/m with 1 kHz sine wave 80% AM from 80...2000 MHz 10V/m with 200 Hz 50% Pulse 100% AM @ 900 MHz 10V/m with 200 Hz 50% Pulse 100% AM @ 1890 MHz 3V/m with 1 kHz sine wave 80% AM from 2000...2700 MHz
EFT/B immunity IEC 61000-4-4	±4 kV at 5 kHz on signal ports
Surge transient immunity IEC 61000-4-5	±1 kV line-line (DM) and ±2 kV line-earth (CM) on signal ports
Conducted RF immunity IEC 61000-4-6	10V rms with 1 kHz sine wave 80% AM from 150 kHz...80 MHz

## Certifications

Certification <sup>(1)</sup>	1756-0A16I, 1756-0A16IK
cULus	UL Listed Industrial Control Equipment, certified for US and Canada. See UL File E65584. UL Listed for Class I, Division 2 Group A,B,C,D Hazardous Locations, certified for U.S. and Canada. See UL File E194810.
CE	European Union 2014/30/EU EMC Directive, compliant with: <ul style="list-style-type: none"> <li>EN 61326-1; Meas./Control/Lab., Industrial Requirements</li> <li>EN 61000-6-2; Industrial Immunity</li> <li>EN 61000-6-4; Industrial Emissions</li> <li>EN 61131-2; Programmable Controllers (Clause 8, Zone A &amp; B)</li> </ul> European Union 2014/35/EU LVD, compliant with EN 61131-2; Programmable Controllers (Clause 11)
RCM	Australian Radiocommunications Act, compliant with EN 61000-6-4; Industrial Emissions
FM	FM Approved Equipment for use in Class I Division 2 Group A,B,C,D Hazardous Locations
KC	Korean Registration of Broadcasting and Communications Equipment, compliant with Article 58-2 of Radio Waves Act, Clause 3
UKCA	In conformity with the following UK Statutory Instruments and their amendments: <ul style="list-style-type: none"> <li>2016 No. 1091, Electromagnetic Compatibility Regulations</li> <li>2016 No. 1101, Electrical Equipment (Safety) Regulations</li> <li>2016 No. 1107, Equipment and Protective Systems Intended for Use in Potentially Explosive Atmospheres Regulations</li> <li>2012 No. 3032, Restriction of the Use of Certain Hazardous Substances in Electrical and Electronic Equipment</li> </ul>
Morocco	In conformity with the following regulations: <ul style="list-style-type: none"> <li>Arrêté ministériel n° 6404-15 du 1<sup>er</sup> muharram 1437 (15 octobre 2015) Équipements électriques destinés à être utilisés sous certaines limites de tension</li> <li>Arrêté ministériel n° 6404-15 du 29 ramadan 1436 (16 juillet 2015) Compatibilité électromagnétique des équipements</li> </ul>

(1) When product is marked. See the Product Certification link at [rok.auto/certifications](http://rok.auto/certifications) for Declarations of Conformity, Certificates, and other certification details.