

## DATA SHEET

# vibro-meter®

## CA202 piezoelectric accelerometer



### KEY FEATURES AND BENEFITS

- From the vibro-meter® product line
- High sensitivity: 100 pC/g
- Frequency response: 0.5 to 6000 Hz
- Temperature range: -55 to 260°C
- Available in standard versions and Ex versions certified for use in potentially explosive atmospheres
- Symmetrical sensor with internal case insulation and differential output
- Hermetically welded austenitic stainless-steel case and heat-resistant stainless-steel protection hose
- Integral cable

### APPLICATIONS

- Industrial vibration monitoring
- Hazardous areas (potentially explosive atmospheres) and/or harsh industrial environments

### DESCRIPTION

The CA202 is a piezoelectric accelerometer from Meggitt's vibro-meter® product line.

The CA202 sensor features a symmetrical shear-mode polycrystalline measuring element with internal case insulation in an austenitic stainless-steel case (housing).

The CA202 is fitted with an integral low-noise cable that is protected by a flexible stainless-steel protection hose (leaktight) which is hermetically welded to the sensor to produce a sealed leaktight assembly.

The CA202 piezoelectric accelerometer is available in different versions for different industrial environments: Ex versions for installation in potentially explosive atmospheres (hazardous areas) and standard versions for use in non-hazardous areas.

The CA202 piezoelectric accelerometer is designed for heavy-duty industrial vibration monitoring and measurement.

For specific applications, contact your local Meggitt representative.



Information contained in this document may be subject to export control regulations of the European Union, USA or other countries. Each recipient of this document is responsible for ensuring that transfer or use of any information contained in this document complies with all relevant export control regulations. ECN N/A.

## SPECIFICATIONS

---

### General

Input power requirements	: None
Signal transmission	: 2-pin system, insulated from case, charge output
Signal processing	: Charge converter (IPC70x signal conditioner)

### Operating

(At 23°C ±5°C, 73°F ±9°F)

Sensitivity (at 120 Hz with 5 g, see <b>Calibration on page 4</b> )	: 100 pC/g ±5%
Dynamic measurement range	: 0.01 to 400 g peak
Overload capacity (spikes)	: Up to 500 g peak
Linearity	
• 0.01 to 20 g (peak)	: ±1%
• 20 to 400 g (peak)	: ±2%
Transverse sensitivity	: ≤3%
Resonant frequency	: >22 kHz nominal
Frequency response	
• 0.5 to 6000 Hz	: ±5% (lower cutoff frequency is determined by the signal conditioner)
• Typical deviation at 8 kHz	: +10%
Internal insulation resistance	: 10 <sup>9</sup> Ω minimum
Capacitance (nominal)	
• Sensor	: 5000 pF pin to pin. 10 pF pin to case (ground).
• Cable (per metre of cable)	: 105 pF/m pin to pin. 210 pF/m pin to case (ground).

### Environmental

Temperature range	
• Continuous operation	: -55 to +260°C (-67 to +500°F) for sensor. -55 to +200°C (-67 to +392°F) for integral cable.
• Short-term survival	: -70 to +280°C (-94 to +536°F) for sensor. -62 to +250°C (-80 to +482°F) for integral cable.
Temperature sensitivity error (with respect to 23°C, 73°F)	
• -55 to +23°C (-67 to +73°F)	: 0.25%/°C
• +23 to 260°C (-73 to +500°F)	: 0.1%/°C
Corrosion, humidity	
• Sensor	: Austenitic stainless-steel (1.4441), hermetically welded
• Protection hose	: Heat-resistant stainless-steel (1.4541), hermetically welded

Note: The sensor and the flexible protection hose are hermetically welded to one another to create a sealed leaktight assembly that is impervious to 100% relative humidity (RH), water, steam, oil, and sea-salt atmospheres, in addition to other potential contaminants such as dust, fungus and sand.

Base-strain sensitivity	: 0.15 x 10 <sup>-3</sup> g/με at 250 με peak-peak
Shock acceleration	: ≤1000 g peak (half sine, 1 ms duration)

**SPECIFICATIONS** *(continued)*

**Potentially explosive atmospheres**


Available in Ex approved versions for use in hazardous areas


Type of protection Ex ia: intrinsic safety		
Europe	EC type examination certificate	Ex II 1G (Zones 0, 1, 2) Ex ia IIC T6...T2 Ga LCIE 02 ATEX 6179 X
Korea	KGS certificate of conformity*	Ex ia IIC T6...T2 KGS 21-GA4BO-0276X
United Kingdom	UK type examination certificate**	Ex II 1G Ex ia IIC T6...T2 Ga CML 22 UKEX 2746 X
Russian Federation	EAЭC RU certificate of conformity*	0Ex ia IIC T6...T2 Ga X EAЭC RU C-CH.AД07.B.03042/21

Type of protection Ex nA: non-sparking		
Europe	Voluntary type examination certificate	Ex II 3G (Zone 2) Ex nA IIC T6...T2 Gc LCIE 09 ATEX 1044 X
International	IECEx certificate of conformity*	Ex nA IIC T6...T2 Gc IECEx LCI 10.0018X
North America	cCSAus certificate*	Class I, Division 2, Groups A, B, C, D Ex nA IIC T6 to T2 Gc Class I, Zone 2 AEx nA IIC T6 to T2 Gc cCSAus 70004630
United Kingdom	UK type examination certificate**	Ex II 3G Ex nA IIC T6...T2 Gc CML 22 UKEX 4745 X
Russian Federation	EAЭC RU certificate of conformity*	2Ex nA IIC T6...T2 Gc EAЭC RU C-CH.AД07.B.03042/21

\* Marking not engraved/marked on the products, except for 144-202-000-1xx/3x6/5x6.

\*\* UKCA marking is not engraved/marked on the products.

 For specific parameters of the mode of protection concerned and special conditions for safe use, refer to the Ex certificates that are available from Meggitt SA.

 For the most recent information on the Ex certifications that are applicable to this product, refer to the *Ex product register (PL-1511) document* that is available from Meggitt SA.

## SPECIFICATIONS *(continued)*

---

### Approvals

Conformity	: European Union (EU) declaration of conformity (CE marking). EAC marking, Eurasian Customs Union (EACU) certificate/ declaration of conformity.
Electromagnetic compatibility	: EN 61000-6-2:2005. EN 61000-6-4:2007 + A1:2011.
Electrical safety	: EN 61010-1:2010
Environmental management	: RoHS compliant (2011/65/EU)
Hazardous areas	: Ex approved versions (see <b>Potentially explosive atmospheres on page 3</b> )

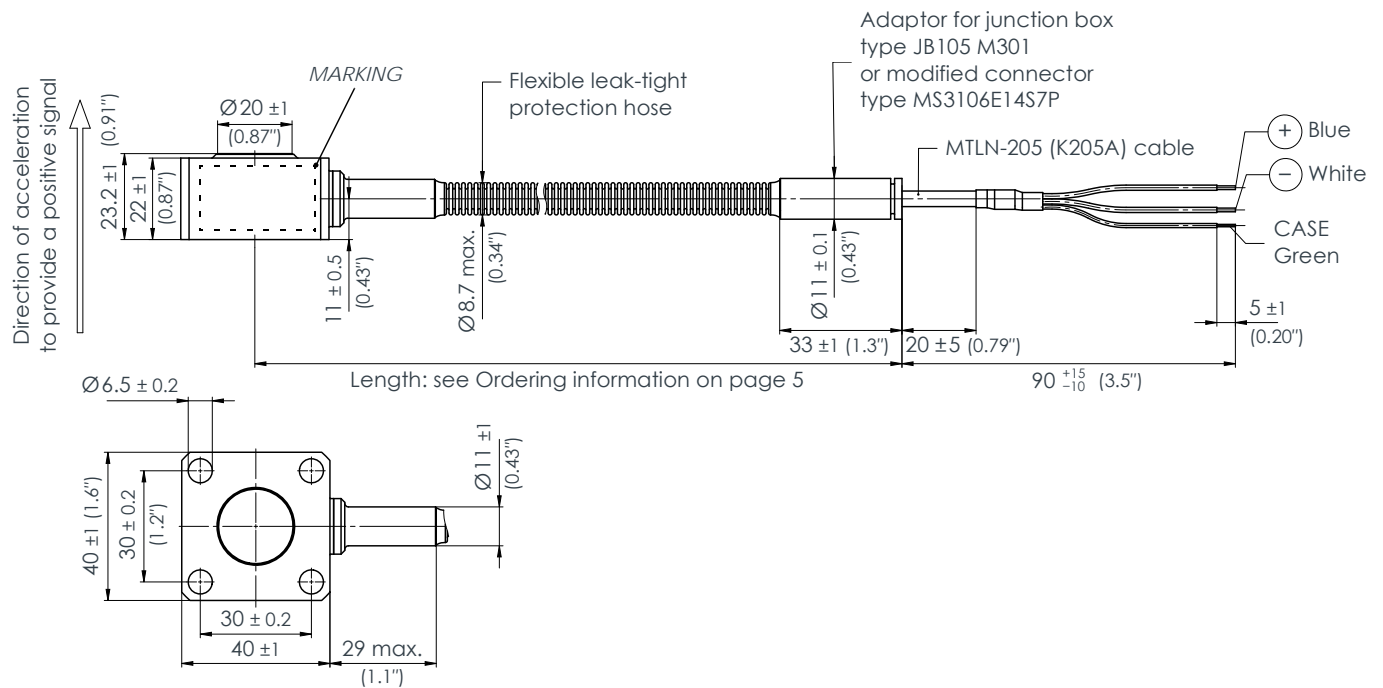
### Calibration

Dynamic calibration at factory at 5 g peak and 120 Hz (23°C, 73°F). No subsequent calibration necessary.

### Physical

Case (housing) material	: Austenitic stainless steel
Dimensions	: See <b>Mechanical drawings on page 5</b>
Weight	
• Sensor	: 250 g (0.55 lb) approx.
• Cable	: 135 g/m (0.30 lb/m) approx.
Mounting	: Four M6 × 35 Allen screws and four M4 spring-lock washers with a nominal tightening torque of 15 N•m (11.1 lb-ft). Note: Electrical insulation of the mounting surface is not required. See Mounting adaptors in <b>Accessories on page 6</b> . Refer also to the <i>Vibration measurement chains using CAxxx piezoelectric accelerometers installation manual</i> .
Connector	: Terminated with flying leads

MECHANICAL DRAWINGS



Note: All dimensions are in mm (in) unless otherwise stated.

ORDERING INFORMATION

To order please specify

Type	Designation	Part number (PNR)
CA202	Different versions of the piezoelectric accelerometer:	
	Ex version with 3 m integral cable	144-202-000-106
	Ex version with 6 m integral cable	144-202-000-116
	Ex version with 11 m integral cable	144-202-000-126
	Ex version with 20 m integral cable	144-202-000-136
	Standard version with 3 m integral cable	144-202-000-206
	Standard version with 6 m integral cable	144-202-000-216
	Standard version with 11 m integral cable	144-202-000-226
	Standard version with 20 m integral cable	144-202-000-236

## ACCESSORIES

---

Item	Type	Part number (PNR)
Mounting adaptors	MA133 Mounting adapter kit for CA20x and CE31x, with Micaver® (mica-glass) thermally isolating base. Refer to product drawing 809-133-000V011.	809-133-000-011

Meggitt (Meggitt PLC) is a leading international engineering company, headquartered in England, that designs and delivers high-performance components and subsystems for aerospace, defence and selected energy markets. Meggitt comprises four customer-aligned divisions: Airframe Systems, Engine Systems, Energy & Equipment and Services & Support.

The Energy & Equipment division includes the Energy Sensing and Controls product group that specialises in sensing and monitoring solutions for a broad range of energy infrastructure, and control valves for industrial gas turbines, primarily for the Power Generation, Oil & Gas and Services markets. Energy & Equipment is headquartered in Switzerland (Meggitt SA) and incorporates the vibro-meter® product line, which has over 65 years of sensor and systems expertise and is trusted by original equipment manufacturers (OEMs) globally.



All information in this document, such as descriptions, specifications, drawings, recommendations and other statements, is believed to be reliable and is stated in good faith as being approximately correct, but is not binding on Meggitt (Meggitt SA) unless expressly agreed in writing. Before acquiring and/or using this product, you must evaluate it and determine if it is suitable for your intended application. You should also check our website at [www.meggittsensing.com/energy](http://www.meggittsensing.com/energy) for any updates to data sheets, certificates, product drawings, user manuals, service bulletins and/or other instructions affecting the product.

Unless otherwise expressly agreed in writing with Meggitt SA, you assume all risks and liability associated with use of the product. Any recommendations and advice given without charge, whilst given in good faith, are not binding on Meggitt SA. Meggitt (Meggitt SA) takes no responsibility for any statements related to the product which are not contained in a current Meggitt SA publication, nor for any statements contained in extracts, summaries, translations or any other documents not authored and produced by Meggitt SA.

The certifications and warranties applicable to the products supplied by Meggitt SA are valid only for new products purchased directly from Meggitt SA or from an authorised distributor of Meggitt SA.

In this publication, a dot (.) is used as the decimal separator and thousands are separated by thin spaces. Example: 12345.67890.

Copyright© 2024 Meggitt SA. All rights reserved. The information contained in this document is subject to change without prior notice.

### Sales offices

Meggitt has offices in more than 30 countries. For a complete list, please visit our website.

### Local representative

### Head office

Meggitt SA  
Route de Moncor 4  
Case postale  
1701 Fribourg  
Switzerland

Tel: +41 26 407 11 11

Fax: +41 26 407 13 01

[energy@ch.meggitt.com](mailto:energy@ch.meggitt.com)

[www.meggittsensing.com/energy](http://www.meggittsensing.com/energy)

[www.meggitt.com](http://www.meggitt.com)

